



## How to use a wire straightening & cutting machine GT2-5 (manual of GT2-5 wire straightening and cutting machine)

- Before using the GT2-5, please read this operating manual carefully



### Specification of the wire straightener machine




Machine Model	GT2-5
Straight Capacity	Ø2mm-Ø5mm
Straightening Motor	5.7Kw
Speed	35m per minute
GW/NW	320Kg/280Kg
Package Dimension	167*70* 85cm



## Fill machine oil and hydraulic oil

- Point 1: Hydraulic oil; Point 2: Machine gears oil



## Threading Wire


- Threading wire by hand, and adjust the straightening die touch wire tightly,






## Power line connection

- 1: 380V three phase power input
- 2: Black three lines from the machine
- 3: Yellow two lines from the machine
- 4: Land line





**CNC controller connecter**





## CNC controller

- If you need 1 lot 1 meter length wire 100pcs, just set numbers match the position, then push "ON" button, machine will work,

